

COLECCIÓN '24

# HIMALAYA



PLATINUM  
CONCEPT & SOLUTIONS

# INDEX

04	HIMALAYA
05	PLATINUM CONCEPT & SOLUTIONS
06	ACERCA DE LA COLECCIÓN
09	INFORMACIÓN TÉCNICA
10	WOOD SERIES
46	STONE SERIES
64	ESPECIFICACIONES TÉCNICAS
68	RECOMENDACIONES DE INSTALACIÓN
69	PACKING LIST

## INDEX COLECCIONES

<b>10</b>	<b>WOOD SERIES</b>
14	BIRCHWOOD
18	BOHEMIAN
22	CALDERA
30	EVEREST
38	INDO
43	TÍBET
44	NATURAL WOOD
<b>46</b>	<b>STONE SERIES</b>
50	TERAI



# HIMALAYA

## CONCEPTO

ES  
Inspirada en la majestuosidad del Himalaya. Los diseños de esta colección recrean la belleza y el carácter de los paisajes de la inmensa cordillera asiática.

IT  
Ispirata alla maestosità dell'Himalaya. I disegni di questa collezione ricreano la bellezza e il carattere dei paesaggi nell'immensa catena montuosa asiatica.

ENG  
Inspired by the majesty of the Himalayas. The designs of this collection recreate the beauty and character of the landscapes in the immense Asian mountain range.



ES  
PCS ofrece conceptos innovadores en la decoración de interiores. Creamos soluciones completas para cada ambiente, inspirándonos en el verdadero Italian Design.

Nuestro objetivo es seleccionar cuidadosamente las mejores soluciones para el diseño interior y exterior presentando un abanico de propuestas articuladas por materiales, texturas y colores. Somos especialistas en la creación de ambientes altamente creativos y con atmósferas únicas, adaptadas a las necesidades de cada proyecto.



IT  
PCS offre concetti innovativi nella decorazione d'interni. Creiamo soluzioni complete per ogni ambiente, ispirandoci al vero Italian Design.

Il nostro obiettivo è selezionare con cura le migliori soluzioni per l'interior e l'outdoor design presentando un ventaglio di proposte articolata per materiali, texture e colori. Siamo specialisti nella creazione di ambienti altamente creativi e dalle atmosfere uniche, calibrate sulle esigenze di ogni progetto.

ENG  
*PCS offers innovative concepts in interior decoration. We create complete solutions for every environment, inspired by the true Italian Design.*

*Our goal is to carefully select the best solutions for interior and outdoor design by presenting a range of proposals articulated materials, textures and colors. We are specialists in creating highly creative environments with unique atmospheres, tailored to the needs of each project.*





ES

La producción de esta colección tiene su sede en el distrito cerámico más importante de la India. La cerámica india ha alcanzado en los últimos 20 años los más altos estándares cualitativos y tecnológicos.

IT

La produzione di questa collezione ha sede nel più importante distretto ceramico dell'India. La ceramica indiana ha raggiunto negli ultimi 20 anni i più alti standard qualitativi e tecnologici.

ENG

*The production of this collection is located in Morbi in the most important ceramic district of India. Over the past 20 years, Indian ceramics have reached the highest quality and technological standards.*

ES

Tecnología 100% de vanguardia dedicada a la producción de porcelanato con efecto idéntico a la piedra y madera, con alto valor técnico y estético.

IT

Tecnologia all'avanguardia al 100% dedicata alla produzione di porcellanato con effetto identico a pietra e legno, con alto valore tecnico ed estetico.

ENG

100% cutting-edge technology dedicated to the production of porcelain with identical effect to stone and wood, with high technical and aesthetic value.

E2

Himalaya es nuestra colección de porcelanato única en su formato 20x120 cm, que incluye una amplia gama de efectos tipo madera y tipo piedra. Lo que permite crear infinidad de diseños y combinaciones.

IT

Himalaya è la nostra collezione di porcellanato unica nel formato 20x120 cm, che include una vasta gamma di effetti in legno e tipo pietra. Ciò consente di creare un'infinità di disegni e combinazioni.

ENG

Himalaya is our unique porcelain collection in its 20x120 cms format, which includes a wide range of wood and stone effects. This allows you to create countless designs and combinations.

ES

La practicidad de su formato y sus propiedades técnicas son la principal fortaleza de esta colección que se distingue por ser práctica, versátil y muy bella. Aplicable en interiores o exteriores, como pavimento o revestimiento.

IT


La praticità del suo formato e le sue proprietà tecniche sono la principale forza di questa collezione che si distingue per essere pratica, versatile e molto bella. Applicabile in interni o esterni, come pavimenti o rivestimenti.

ENG

The practicality of its format and its technical properties are the main strength of this collection that stands out for being practical, versatile and very beautiful. Applicable in interiors or exteriors, as a pavement or cladding.








INFORMACIÓN TÉCNICA

# HIMALAYA

PORCELANATO




20x120cm



9mm



Rectificado




#Número de caras



Acabado



Esmaltado



Wall tiles



Floor tiles



Uso doméstico



Uso Comercial  
Tráfico Moderado



Uso Outdoors





HIMALAYA  
**WOOD SERIES**



# WOOD SERIES



BIRCHWOOD



BOHEMIAN



CALDERA



EVEREST




INDO



TÍBET



NATURAL WOOD












HIMALAYA

# BIRCHWOOD ANCIENT

MATT



 20X120cm  9mm  8  Matt    



MATT





HIMALAYA

# BIRCHWOOD FOREST

MATT



20X120cm 
 9mm 
 8 
 Matt



# BIRCHWOOD NATURAL

MATT



20X120cm 
 9mm 
 8 
 Matt



HIMALAYA

# BOHEMIAN BROWN

MATT



20X120cm 9mm 7 Matt



# BOHEMIAN WHITE OAK

MATT



20X120cm 9mm 7 Matt









HIMALAYA

# CALDERA AMBER

MATT



20X120cm 9mm 7 Matt



MATT





HIMALAYA

# CALDERA GREY

MATT



20X120cm 9mm 7 Matt



MATT





HIMALAYA

# CALDERA OAK

MATT



20X120cm 9mm 7 Matt



MATT





HIMALAYA

# CALDERA BLACK

MATT



20X120cm 9mm 7 Matt



# CALDERA WHITE

MATT



20X120cm 9mm 7 Matt





HIMALAYA

# EVEREST DARK GREY

MATT



20X120cm 9mm 10 Matt



MATT





HIMALAYA

# EVEREST IVORY

MATT



20X120cm 
 9mm 
 10 
 Matt



# EVEREST LIGHT GREY

MATT



20X120cm 
 9mm 
 9 
 Matt




HIMALAYA

# EVEREST MAPLE

MATT



20X120cm 9mm 10 Matt



MATT







HIMALAYA

# EVEREST PEACH

MATT



20X120cm 9mm 10 Matt



MATT






HIMALAYA

# INDO MAPLE

MATT



20X120cm 9mm 5 Matt



MATT






HIMALAYA  
**INDO ASH**

**INDO CLASSIC**

MATT

MATT





HIMALAYA  
**INDO TEAK**

**TÍBET**

MATT

MATT



 20X120cm  9mm  8  Matt    

 20X120cm  9mm  9  Matt    






HIMALAYA

# NATURAL WOOD



20X120cm 9mm 10 Matt







HIMALAYA

# STONE SERIES



# STONE SERIES



TERAI NERO



TERAI CREMA



TERAI LIGHT GREY



TERAI IVORY



TERAI OXIDE




TERAI BEIGE



TERAI ANTRACITE



TERAI BROWN






HIMALAYA

# TERAI NERO

MATT PUNCH



80X120cm 9mm 12 Matt Punch



MATT PUNCH





HIMALAYA

# TERAI CREMA



HIMALAYA

# TERAI LIGHT GREY



80X120cm 
 9mm 
 12 
 Matt Punch



80X120cm 
 9mm 
 12 
 Matt Punch



HIMALAYA

# TERAI IVORY




80X120cm 9mm 12 Matt Punch






HIMALAYA

# TERAI OXIDE




80X120cm 9mm 15 Matt Punch





HIMALAYA

# TERAI BEIGE



80X120cm 9mm 12 Matt Punch





MATT PUNCH

HIMALAYA

# TERAI ANTRACITE



80X120cm 9mm 12 Matt Punch






HIMALAYA

# TERAI BROWN



80X120cm 9mm 12 Matt Punch







HIMALAYA

# ESPECIFICACIONES TÉCNICAS



# ESPECIFICACIONES TÉCNICAS - STONE SERIES

	KIND OF TEST	TEST METHOD	REQUIREMENTS	RESULT HIMALAYA (STONE)
1	DIMENSIONS AND SURFACE QUALITY			
	A- LENGTH AND WIDTH	ISO10545-2	± 0.3% MAX 1MM	IN ACCORDING
	B- THICKNESS	ISO10545-2	± 5% MAX 0,5 MM	IN ACCORDING
	C- WEDGING	ISO10545-2	± 0.3% MAX 1,5MM	IN ACCORDING
	C- STRAIGHTNESS OF THE EDGES	ISO10545-2	± 0.3% MAX 0,8MM	IN ACCORDING
	D- FLATNESS	ISO10545-2	± 0.4% MAX 1,8MM	IN ACCORDING
2	STRUCTURE			
	A- WATER ABSORPTION - AVERAGE VALUE %	ISO10545-3	< 0.5%	IN ACCORDING
	B- BREAKING STRENGHT	ISO10545-4	S> 1300 N	S> 2000 N
	C- MODULUS OF RUPTURE	ISO10545-4	R > 35 N/MM <sup>2</sup>	IN ACCORDING
	D- RESISTANCE TO SURFACE ABRASION (PEI)	ISO10545-7	ACCORDING TO CLASSIFICATION INDICATED BY MANUFACTURE	PEI IV
3	THERMAL SHOCK			
	A- COEFFICIENT OF THERMAL LINEAR EXPANSION	ISO10545-8	9 X 10 <sup>-4</sup> MAX	IN ACCORDING
	B- THERMAL SHOCK RESISTANCE	ISO10545-9	RESISTANT	RESISTANT
	C- RESISTANCE TO FROST	ISO10545-12	RESISTANT	RESISTANT
4	SAFETY			
	A- DYNAMIC FRICTION COEFFICIENT	DIN 51130	ACCORDING TO THE SPACE OR THE WORKING AREA	R9
5	CHEMICAL RESISTANCE			
	A- RESISTANCE TO HIGH CONCENTRATIONS OF ACIDS AND ALKALIS	ISO10545-13	CLASS GHC MIN.	CLASS GHA
	B- A- RESISTANCE TO LOW CONCENTRATIONS OF ACIDS AND ALKALIS	ISO10545-13	CLASS GLC MIN.	CLASS GLA
	C- STAIN RESISTANCE	ISO10545-14	MIN CLASS 3	5



# ESPECIFICACIONES TÉCNICAS - WOOD SERIES

	KIND OF TEST	TEST METHOD	REQUIREMENTS	RESULT HIMALAYA (WOOD)
1	DIMENSIONS AND SURFACE QUALITY			
	A- LENGTH AND WIDTH	ISO10545-2	± 0.3% MAX 1MM	IN ACCORDING
	B- THICKNESS	ISO10545-2	± 5% MAX 0,5 MM	IN ACCORDING
	C- WEDGING	ISO10545-2	± 0.3% MAX 1,5MM	IN ACCORDING
	C- STRAIGHTNESS OF THE EDGES	ISO10545-2	± 0.3% MAX 0,8MM	IN ACCORDING
	D- FLATNESS	ISO10545-2	± 0.4% MAX 1,8MM	IN ACCORDING
2	STRUCTURE			
	A- WATER ABSORPTION - AVERAGE VALUE %	ISO10545-3	< 0.5%	IN ACCORDING
	B- BREAKING STRENGHT	ISO10545-4	S> 1300 N	S> 2000 N
	C- MODULUS OF RUPTURE	ISO10545-4	R > 35 N/MM <sup>2</sup>	IN ACCORDING
	D- RESISTANCE TO SURFACE ABRASION (PEI)	ISO10545-7	ACCORDING TO CLASSIFICATION INDICATED BY MANUFACTURE	PEI IV
3	THERMAL SHOCK			
	A- COEFFICIENT OF THERMAL LINEAR EXPANSION	ISO10545-8	9 X 10 <sup>-4</sup> MAX	IN ACCORDING
	B- THERMAL SHOCK RESISTANCE	ISO10545-9	RESISTANT	RESISTANT
	C- RESISTANCE TO FROST	ISO10545-12	RESISTANT	RESISTANT
4	SAFETY			
	A- DYNAMIC FRICTION COEFFICIENT	DIN 51130	ACCORDING TO THE SPACE OR THE WORKING AREA	R9
5	CHEMICAL RESISTANCE			
	A- RESISTANCE TO HIGH CONCENTRATIONS OF ACIDS AND ALKALIS	ISO10545-13	CLASS GHC MIN.	CLASS GHA
	B- A- RESISTANCE TO LOW CONCENTRATIONS OF ACIDS AND ALKALIS	ISO10545-13	CLASS GLC MIN.	CLASS GLA
	C- STAIN RESISTANCE	ISO10545-14	MIN CLASS 3	5







## RECOMENDACIONES DE INSTALACIÓN

Se deben revisar cuidadosamente las baldosas antes de su instalación, especialmente las tonalidades/diseños y el calibre.

Importante: Las baldosas deben colocarse con juntas de mínimo 2mm.

### Sugerencias de colocación



Las baldosas se deben escalonar hasta un máximo de 30 cm cuando se colocan en unión continua.

## PACKING LIST - HIMALAYA BY PCS

FORMAT	THICKNESS	PCS./ BOX	WEIGHT/ BOX	COVER/ BOX	BOXES / PALLET	BOXES / CONT.	PALLET / CONT.	SQ. MTR./ CONT.	WEIGHT/ CONT.
20 X 120 CM	9 MM	5	24,5 KG	1.20 M <sup>2</sup>	42	1134	27	1360,8	27





PLATINUM  
CONCEPT & SOLUTIONS



Via Quattro Passi 2/A, 41043,  
Formigine, MO  
Tel. +39 338 310 0578  
[www.platinum-pcs.com](http://www.platinum-pcs.com)  
[Info@platinum-pcs.com](mailto:Info@platinum-pcs.com)